


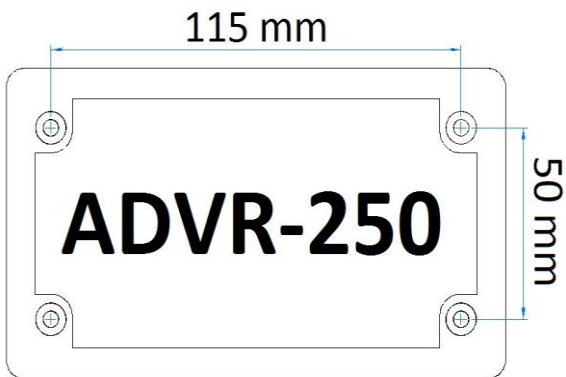


Comparison Table			
AVR model		EA230	ADVR-250
Appearance			
Features		-Direct replacement for Leroy Somer R230 AVR -Under frequency protection	-Direct replacement for Leroy Somer R250 AVR and compatible with R230 -Under frequency protection -Innovative heat sink. High cooling efficiency
Sensing & Power Input	Voltage	120 (90 to 140) Vac 1 phase 2 wire	120 (85 to 140) Vac 1 phase 2 wire
	Frequency	50/60 Hz, Jumper Settings	50/60 Hz, Potentiometer Settings
Output	Voltage	Max. 100 Vdc @ 120 Vac input	Max. 110 Vdc @ 120 Vac input
	Current	3.5A (Continuous) 5A for 10 Sec. (Intermittent)	3.5A (Continuous) 5A for 10 Sec. (Intermittent)
	Resistance	Min. 15 ohms	Min. 18 ohms Max. 100 ohms
Voltage Regulation		< +/- 1% (with 4% Engine Governing)	< +/- 0.5% (with 4% Engine Governing)
Voltage Build-up		Residual Voltage at AVR Terminal > 5 Vac 25 Hz	Residual Voltage at AVR Terminal > 5 Vac 25 Hz
Ext. Voltage Adjustment		Max.+/- 5% @ 1 K ohm 0.5 watt potentiometer	Max.+/- 14% @ 1 K ohm 1 watt potentiometer
Soft Start Ramp Time		3 seconds +/- 20%	3 seconds +/- 10%
Static Power Dissipation		Max. 6 watts	Max. 4 watts
Thermal Drift		Less than 3% at temperature range -40 to +60 °C	Less than 3% at temperature range -40 to +70 °C
Over Excitation Protection		Field current shut down after a time delay if field current exceeds 8ADC. If exceeds 10ADC, field current shut down immediately.	Excitation output current limiting 5A +/- 10 %
Under Frequency Protection		45Hz @ 50Hz & 55Hz @ 60Hz (Factory Pre-set. Adjustable)	48Hz @ 50Hz & 58Hz @ 60Hz (Factory Pre-set. Unadjustable)
Parallel operation		N/A	Available
Environment	Operating Temperature	-40 to +60 °C	-40 to +70°C
	Storage Temperature	-40 to +85°C	-40 to +85°C
	Relative Humidity	Maximum 95%	Maximum 95%
	Vibration	1.5Gs @ 5-30 Hz, 5.0Gs @ 30-500 Hz	5.5Gs @ 60 Hz
Control Function	VOLT	Voltage Adjustment	Voltage Adjustment
	STAB	Stability Adjustment	Stability Adjustment
	U/F	Under Frequency Protection Knee Point Setting	N/A
LED	O/C LED	N/A	Excitation Output Current Limiting status indicator
	U/F LED	N/A	Under Frequency Protection status indicator
Load Acceptance Module		N/A	Available
Dimension		140.0 (L) x 75.0 (W) x 51.0 (H) mm 5.51 (L) x 2.95 (W) x 2.00 (H) inch	140.0 (L) x 81.0 (W) x 46.0 (H) mm 5.51 (L) x 3.19 (W) x 1.81 (H) inch
Fixing Orifice specification			
Weight		310 g +/-2% 0.68 lb +/- 2%	300 g +/-2% 0.66 lb +/- 2%