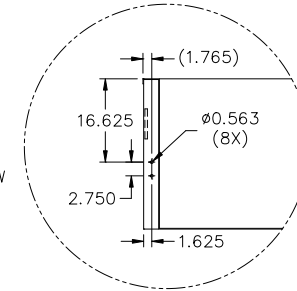
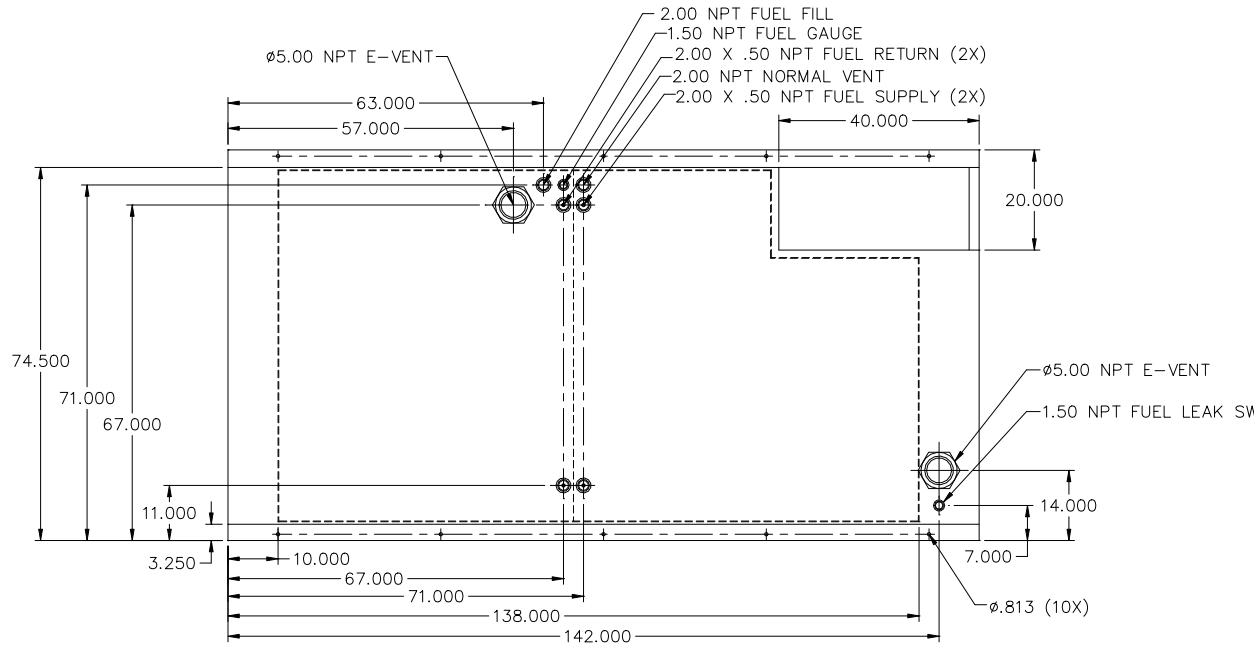
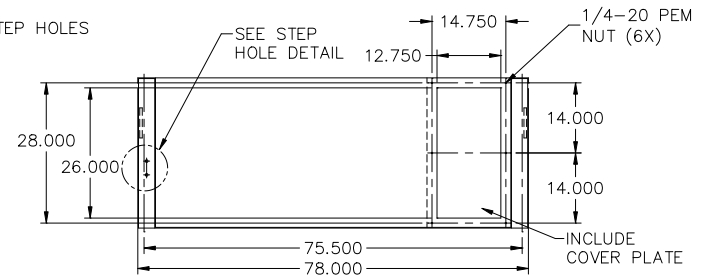
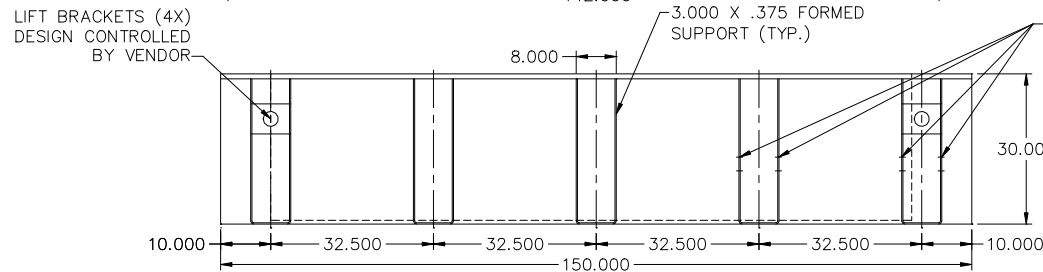


**24HR TANK
TD550, TD600
VD600
WPE-107**



STEP HOLE DETAIL



APPROXIMATE WEIGHT: 2600LBS

NOTES:

1. MATERIAL: 10GA. INNER TANK BASIN
10GA. RUPTURE BASIN
2. SECONDARY CONTAINMENT TANK
3. FINISH PAINT GLOSS BLACK
4. TANK TO INCLUDE
 - FUEL SUPPLY / RETURN DIP TUBES
 - LIFTING / TIE DOWN BRACKETS

REVISIONS:

LEVEL:	DESCRIPTION:	DATE:	BY:
1	ADJUSTED FOR TD550, TD600 & VD600	12-30-15	KDH

BLUE STAR
Power Systems Inc.

TANK SB 100GL DW UL W/STUB-UP

P/N: 17949 150"L X 78"W X 30"H

DATE: 11-09-15 BY: TDH DRAWN TO SCALE