

BLUE STAR

Power Systems Inc.

Gaseous Product Line

208-4160 Volt

NG800-01

60 Hz / 1800 RPM

800 kWe

Standby

Ratings

	208V	240V	480V	600V	4160V
Phase	3	3	3	3	3
PF	0.8	0.8	0.8	0.8	0.8
Hz	60	60	60	60	60
Generator Model	S6L1D-D	S6L1D-D	S6L1D-C	S6L1D-C	MVWI734E
Connection	12 LEAD WYE	12 LEAD DELTA	12 LEAD WYE	4 LEAD WYE	6 LEAD WYE
kWe Nat (LP)	800 (475)	800 (475)	800 (475)	800 (475)	800 (475)
AMPS Nat (LP)	2779 (1650)	2408 (1430)	1204 (715)	963 (572)	139 (83)
Temp Rise	125°C / 40°C	125°C / 40°C	125°C / 40°C	125°C / 40°C	125°C / 40°C

Standard Equipment

Engine

- Radiator Cooled Unit Mounted (50°C)
- Radiator Duct Flange (OPU Only)
- Blower Fan & Fan Drive
- Starter & Alternator
- Oil Pump & Filter
- Oil Drain Extension w/Valve
- Governor - Electronic Isochronous
- 24V Battery System & Cables
- Air Cleaner (Dry Single Stage)
- Catalyst / Silencer Mounted
- Flexible Fuel Connector
- EPA Certified

Generator

- Brushless Single Bearing
- Automatic Voltage Regulator
- ± 0.50% Voltage Regulation
- 4 Pole, Rotating Field
- 125°C Standby Temperature Rise
- 100% of Rated Load - One Step
- 5% Maximum Harmonic Content
- NEMA MG 1, IEEE and ANSI Standards Compliance for Temperature Rise

Additional

- Single Source Supplier
- UL 2200 & cUL Listed through 600VAC
- CSA Certified through 600VAC
- Seismic Certified to IBC 2021
- NFPA 110 / CSA C282 Compliant
- Microprocessor Based Digital Control Panel Mounted in NEMA 12 Enclosure
- Base - Structural Steel
- Main Line Circuit Breaker Mounted & Wired
- Battery Charger 24V 5 Amp
- Jacket Water Heater (Qty 2) -20°F 6000W 240V w/Isolation Valves
- Vibration Isolation Mounts (Pad Type)
- 2 Year / 2000 Hour Standby Warranty
- Standard Colors - White / Gray

Application Data

Engine

Manufacturer:	Power Solutions International	Displacement - Cu. In. (lit):	2392 (39.2)
Model:	40L	Bore - in. (cm) x Stroke - in. (cm):	5.91 (15.0) x 7.28 (18.5)
Type:	4-Cycle	Compression Ratio:	10.5 : 1
Aspiration:	Turbo Charged, CAC	Rated RPM:	1800
Cylinder Arrangement:	12 Cylinder Vee	Max HP Stby (kWm):	1234 (921)

Exhaust System

Gas Temp. (Stack): °F (°C)	1,238 (670)
Gas Volume at Stack Temp: CFM (m³/min)	5,420 (153)
Maximum Allowable Exhaust Restriction (Post Catalyst): in. H ₂ O (kPa)	18.7 (4.67)

Cooling System

Ambient Capacity of Radiator: °F (°C)	122 (50.0)
Maximum Allowable Static Pressure on Rad. Exhaust: in. H ₂ O (kPa)	0.50 (0.12)
Water Pump Flow Rate: GPM (lit/min)	458 (1,734)
Heat Rejection to Coolant: BTUM (kW)	43,684 (764)
Heat Rejection to CAC: BTUM (kW)	5,977 (105)
Heat Radiated to Ambient: BTUM (kW)	16,027 (280)

Air Requirements

Aspirating: CFM (m³/min)	1,591 (45.0)
Air Flow Required for Rad. Cooled Unit: CFM (m³/min)	52,000 (1,472)
Air Flow Required for Heat Exchanger/Rem. Rad. CFM (m³/min)	Consult Factory For Remote Cooled Applications

Standby

Fuel Consumption

	Natural Gas	LP
At 100% of Power Rating: ft ³ /hr (m ³ /hr)	8,865 (251)	2,666 (75.4)
At 75% of Power Rating: ft ³ /hr (m ³ /hr)	6,775 (192)	2,047 (57.9)
At 50% of Power Rating: ft ³ /hr (m ³ /hr)	4,972 (141)	1,518 (43.0)
Fuel Inlet Size: NPT		3.00"
Fuel Pressure Required: in. H ₂ O (kPa)		11.0 (2.75)

Fluids Capacity

Total Oil System: gal (lit)	38.6 (146)
Engine Jacket Water Capacity: gal (lit)	20.1 (76.1)
System Coolant Capacity: gal (lit)	45.4 (172)

All calculations based on natural gas fuel.

Deration Factors: Temperature: Derate 1.5% Per 10°F Over 77°F Air Inlet Temperature | Altitude: Derate 2.5% Per 1,000 ft Over 1,200 ft

DCP7310 Control Panel

Standard Features

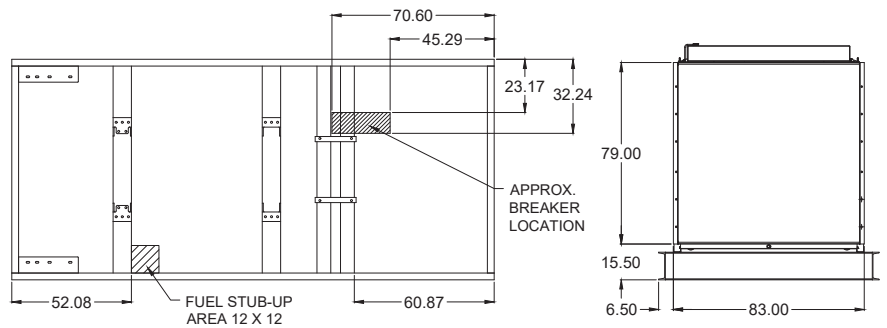
- Digital Metering
- Engine Parameters
- Generator Protection Functions
- Engine Protection
- CAN Bus (J1939) ECU Communications
- Windows-Based Software
- Multilingual Capability
- Remote Communications to DSE2548 Remote Annunciator
- 8 Programmable Contact Inputs
- 10 Contact Outputs
- RS485 Communicator Interface
- cULus Listed, CE Approved
- Event Recording
- IP 65 rating (with supplied gasket) offers increased resistance to water ingress
- NFPA 110 Level 1 Compatible



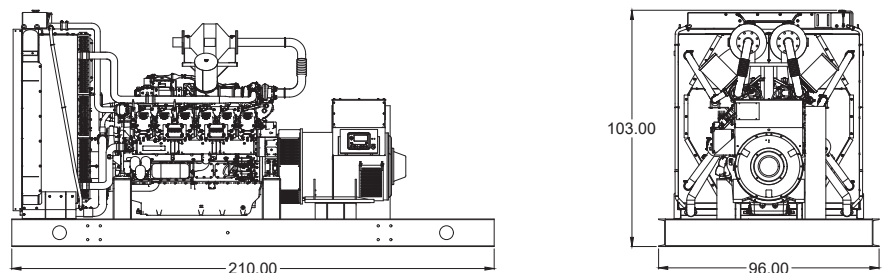
Weights / Dimensions / Sound Data

	L x W x H	Weight lbs
OPU	210 x 96 x 103 in	16,975
Level 1	210 x 96 x 108 in	18,225
Level 2	210 x 96 x 108 in	18,425
Level 3	285 x 96 x 108 in	19,875

Please allow 6-12 inches for height of exhaust stack.

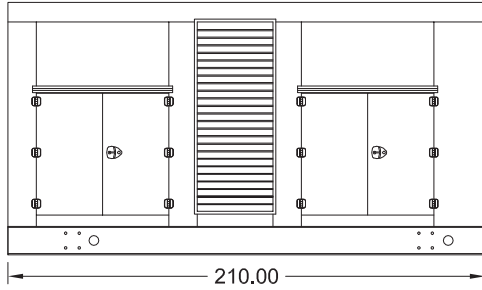


	No Load	Full Load
OPU	87 dBA	90 dBA
Level 1	85 dBA	88 dBA
Level 2	80 dBA	83 dBA
Level 3	75 dBA	78 dBA

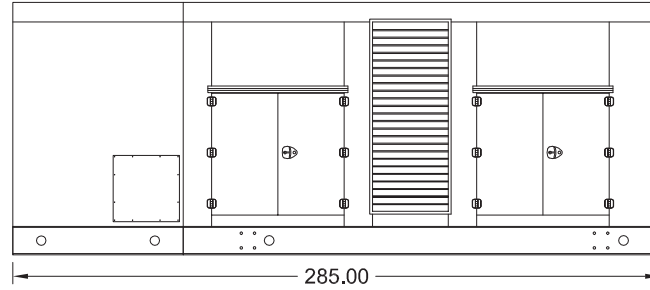


Enclosures

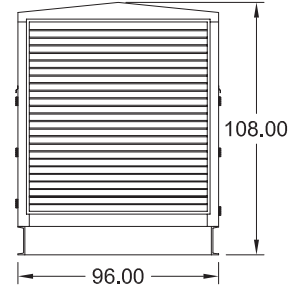
Level 1 & 2 | Side View (Weather Proof)



Level 3 | Side View (Sound Attenuated)



Level 1, 2 & 3 | Intake View



- All enclosure models are 200 MPH wind rating certified in accordance with IBC2021 and ASCE/SEI 7-16 standards.
- Level 2 & 3 enclosures include sound attenuation foam
- Level 3 enclosure includes frontal sound & exhaust hood.
- Enclosure height does not include exhaust stack.

Notes

- All specification sheet dimensions are represented in inches.
- All drawings based on standard 480 volt standby generator. Lengths may vary with other voltages. All drawings and dimensions subject to change without notice.
- All enclosures are based on the standard unit configuration. Any requested deviation can change dimensions.
- Sound data is measured at 23 feet (7 meters) in accordance with ISO 8528-10.
- All materials and specifications subject to change without notice.

American Owned



American Made

Blue Star Power Systems, Inc.

2250 Carlson Drive

North Mankato, Minnesota 56003

Phone + 1 507 345 1776

bluestarps.com

quote.bluestarps.com

sales@bluestarps.com