

BLUE STAR

Power Systems Inc.

Diesel Product Line

208-4160 Volt

MD1000-01

60 Hz / 1800 RPM

1000 kWe

Standby

Ratings

	208V	240V	480V	600V	4160V
Phase	3	3	3	3	3
PF	0.8	0.8	0.8	0.8	0.8
Hz	60	60	60	60	60
Generator Model	S6L1D-F	S6L1D-F	S6L1D-E	S6L1D-E	MVWI734E
Connection	12 LEAD WYE	12 LEAD DELTA	4 LEAD WYE	4 LEAD WYE	6 LEAD WYE
kWe	1000	1000	1000	1000	1000
AMPS	3474	3011	1505	1204	174
Temp Rise	125°C / 40°C	125°C / 40°C	125°C / 40°C	125°C / 40°C	125°C / 40°C

Standard Equipment

Engine

- Radiator Cooled Unit Mounted (50°C)
- Radiator Duct Flange (OPU Only)
- Blower Fan & Fan Drive
- Starter & Alternator
- Oil Pump & Filter
- Oil Drain Extension w/Valve
- Governor - Electronic Isochronous
- 24V Battery System & Cables
- Air Cleaner (Dry Single Stage)
- Critical Grade Silencer Mounted
- Flexible Fuel Connector
- EPA Certified Tier 2

Generator

- Brushless Single Bearing
- Automatic Voltage Regulator
- $\pm 0.50\%$ Voltage Regulation
- 4 Pole, Rotating Field
- 125°C Standby Temperature Rise
- 100% of Rated Load - One Step
- 5% Maximum Harmonic Content
- NEMA MG 1, IEEE and ANSI Standards Compliance for Temperature Rise

Additional

- Single Source Supplier
- UL 2200 & cUL Listed through 600VAC
- CSA Certified through 600VAC
- Seismic Certified to IBC 2021
- NFPA 110 / CSA C282 Compliant
- Microprocessor Based Digital Control Panel Mounted in NEMA 12 Enclosure
- Base - Structural Steel
- Main Line Circuit Breaker Mounted & Wired
- Battery Charger 24V 5 Amp
- Jacket Water Heater (Qty 2) -20°F 9000W 240V w/Isolation Valves
- Vibration Isolation Mounts (Pad Type)
- 2 Year / 2000 Hour Standby Warranty
- Standard Colors - White / Gray

Diesel Product Line

1000 kWe



Application Data

Engine

Manufacturer:	Mitsubishi	Displacement - Cu. In. (lit):	2,265 (37.1)
Model:	S12H-Y2PTAW-1	Bore - in. (cm) x Stroke - in. (cm):	5.91 (15.0) x 6.89 (17.5)
Type:	4-Cycle	Compression Ratio:	14.5:1
Aspiration:	Turbo Charged, H2O/Air Intercooled	Rated RPM:	1800
Cylinder Arrangement:	12 Cylinder Vee	Max HP Stby (kWm):	1,528 (1,140)

Exhaust System

Standby

Gas Temp. (Stack): °F (°C)	910 (488)
Gas Volume at Stack Temp: CFM (m³/min)	9,534 (270)
Maximum Allowable Exhaust Restriction: in. H2O (kPa)	23.6 (5.90)

Cooling System

Ambient Capacity of Radiator: °F (°C)	122 (50.0)
Maximum Allowable Static Pressure on Rad. Exhaust: in. H2O (kPa)	0.50 (0.12)
Jacket Water Pump Flow Rate: GPM (lit/min)	383 (1,450)
Intercooler Pump Flow Rate: GPM (lit/min)	132 (500)
Heat Rejection to Jacket Coolant: BTUM (kW)	23,715 (415)
Heat Rejection to Intercooler: BTUM (kW)	18,633 (326)
Heat Radiated to Ambient: BTUM (kW)	19,621 (343)

Air Requirements

Aspirating: CFM (m³/min)	3,602 (102)
Air Flow Required for Rad. Cooled Unit: CFM (m³/min)	42,191 (1,194)
Air Flow Required for Heat Exchanger/Rem. Rad. CFM (m³/min)	Consult Factory For Remote Cooled Applications

Fuel Consumption

At 100% of Power Rating: gal/hr (lit/hr)	72.4 (274)
At 75% of Power Rating: ft³/hr (m³/hr)	58.2 (220)
At 50% of Power Rating: ft³/hr (m³/hr)	40.0 (151)

Fluids Capacity

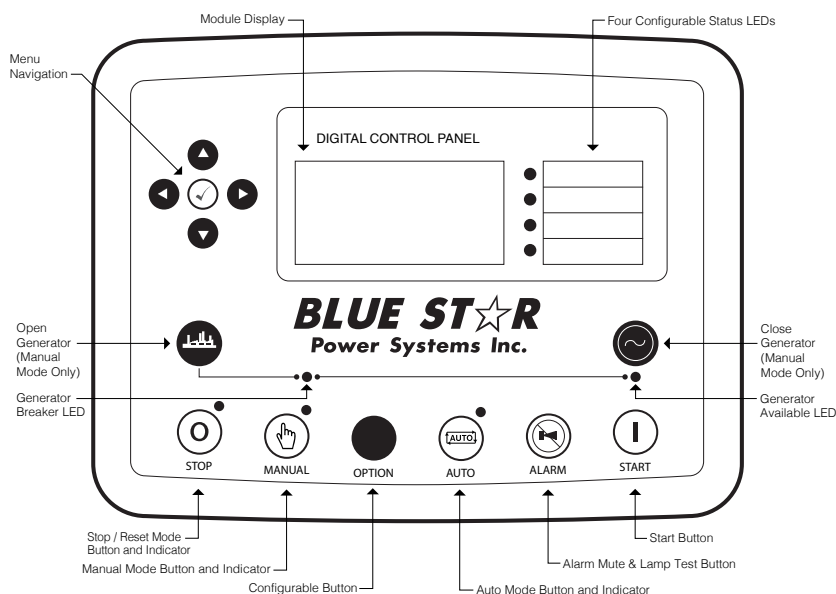
Total Oil System: gal (lit)	52.8 (200)
Engine Jacket Water Capacity: gal (lit)	26.4 (100)
System Coolant Capacity: gal (lit)	115.2 (436)

Deration Factors: Rated Power is available up to 3280 ft (1000 m) at ambient temperatures to 104°F (40°C).
Consult factory for site conditions above these parameters.

DCP7310 Control Panel

Standard Features

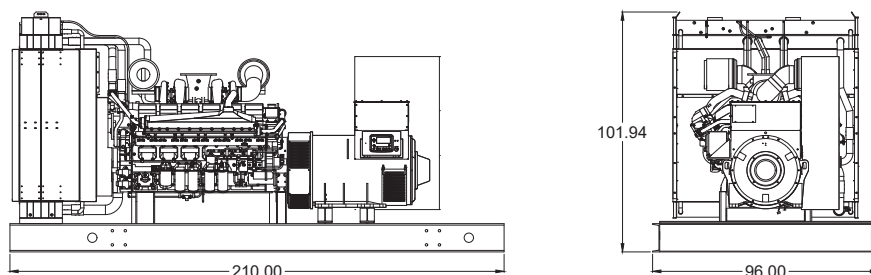
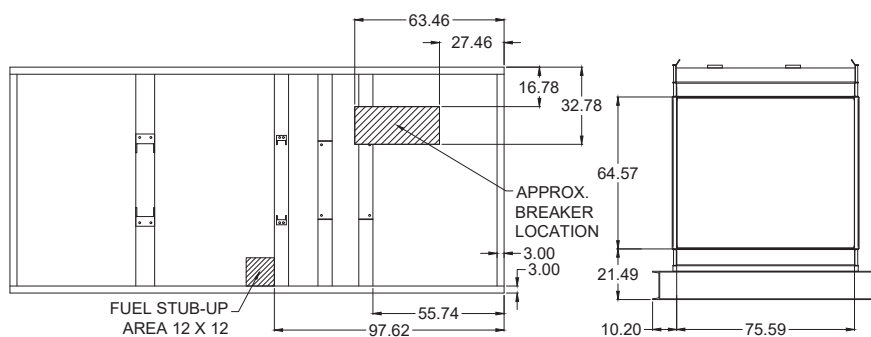
- Digital Metering
- Engine Parameters
- Generator Protection Functions
- Engine Protection
- CAN Bus (J1939) ECU Communications
- Windows-Based Software
- Multilingual Capability
- Remote Communications to DSE2548 Remote Annunciator
- 8 Programmable Contact Inputs
- 10 Contact Outputs
- RS485 Communicator Interface
- cULus Listed, CE Approved
- Event Recording
- IP 65 rating (with supplied gasket) offers increased resistance to water ingress
- NFPA 110 Level 1 Compatible



Weights / Dimensions / Sound Data

	L x W x H	Weight lbs
OPU	210 x 96 x 102 in	22,675
Level 1	210 x 96 x 108 in	25,375
Level 2	210 x 96 x 108 in	25,525
Level 3	285 x 96 x 108 in	26,725

Please allow 6-12 inches for height of exhaust stack.



	No Load	Full Load
OPU	87 dBA	89 dBA
Level 1	81 dBA	83 dBA
Level 2	79 dBA	81 dBA
Level 3	75 dBA	77 dBA

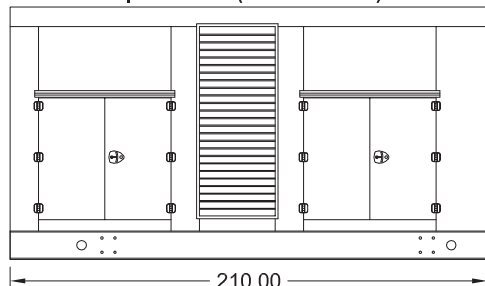
Diesel Product Line

1000 kWe

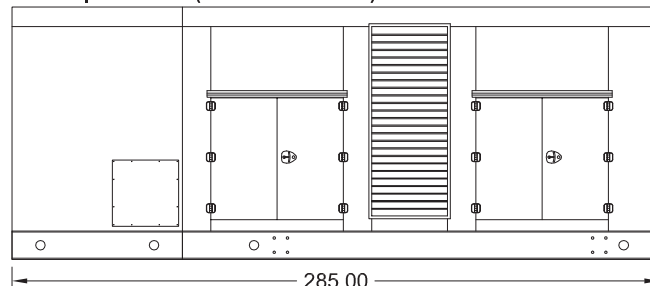
BLUE STAR
Power Systems Inc.

Enclosures

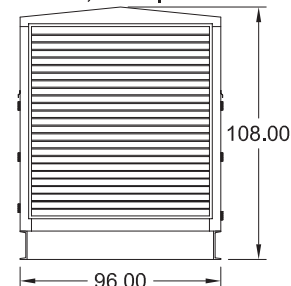
Level 1 & 2 | Side View (Weather Proof)



Level 3 | Side View (Sound Attenuated)



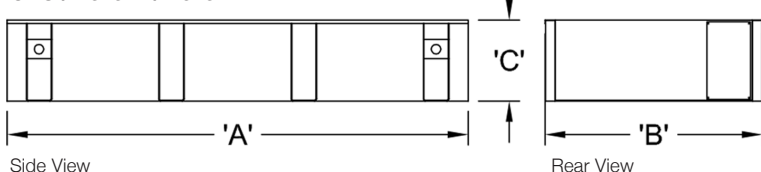
Level 1, 2 & 3 | Intake View



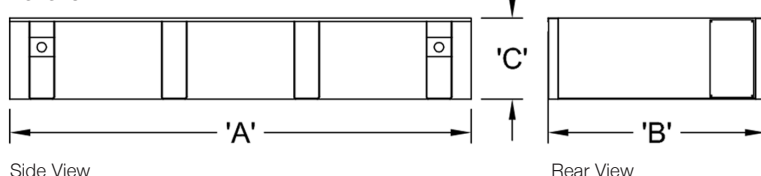
- All enclosure models are 200 MPH wind rating certified in accordance with IBC2021 and ASCE/SEI 7-16 standards.
- Level 2 & 3 enclosures include sound attenuation foam.
- Level 3 enclosure includes frontal sound & exhaust hood.
- Enclosure height does not include exhaust stack.

Double Wall UL 142 Listed Fuel Tanks

OPU / Level 1 / Level 2



Level 3



	12 Hour 900 Gallon	24 Hour 1800 Gallon	48 Hour 3600 Gallon
A	210.00	210.00	348.00
B	96.00	96.00	96.00
C	16.00	30.00	36.00

	12 Hour 900 Gallon	24 Hour 1800 Gallon	48 Hour 3600 Gallon
A	285.00	285.00	348.00
B	96.00	96.00	96.00
C	12.00	22.00	36.00

Notes

- All specification sheet dimensions are represented in inches.
- All drawings based on standard 480 volt standby generator. Lengths may vary with other voltages. All drawings and dimensions subject to change without notice.
- All enclosures and fuel tanks are based on the standard unit configuration. Any requested deviation can change dimensions.
- Sound data is measured at 23 feet (7 meters) in accordance with ISO 8528-10.
- All materials and specifications subject to change without notice.

American Owned



American Made

Blue Star Power Systems, Inc.

2250 Carlson Drive

North Mankato, Minnesota 56003

Phone + 1 507 345 1776

bluestarps.com

quote.bluestarps.com

sales@bluestarps.com