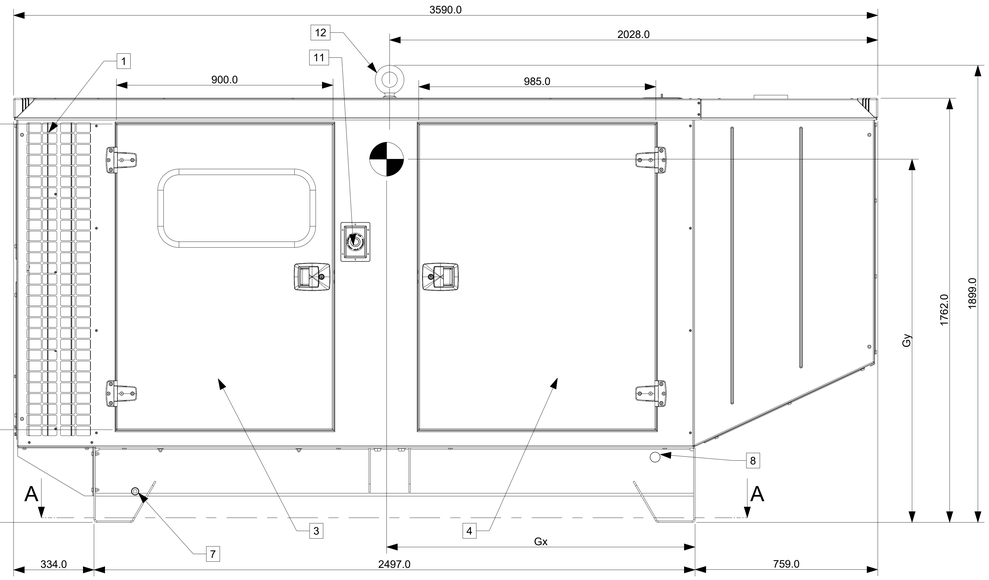

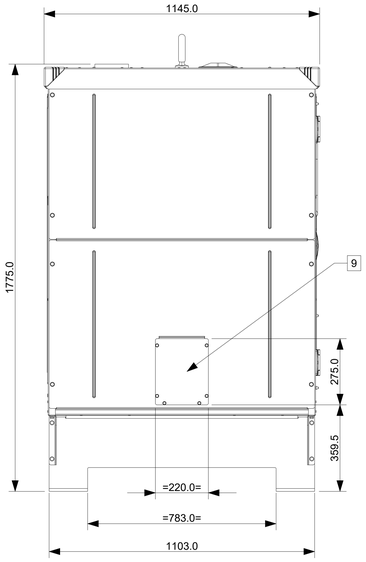

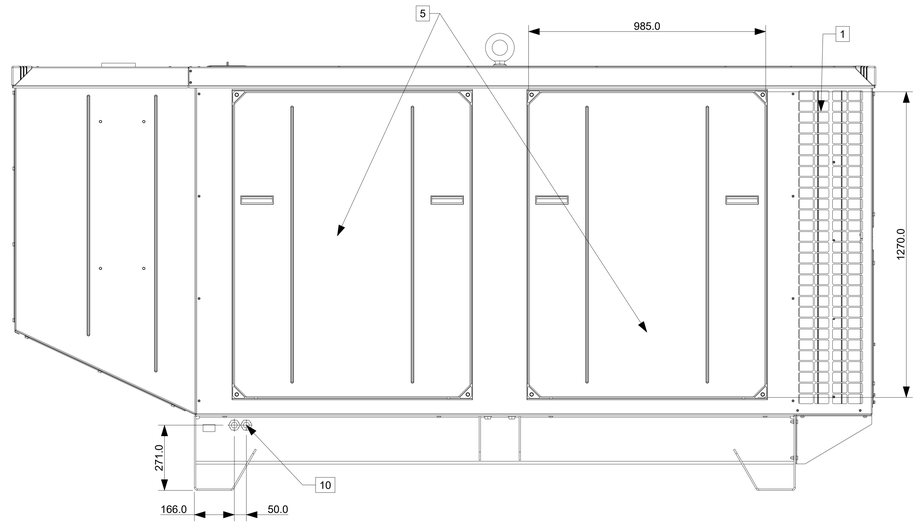

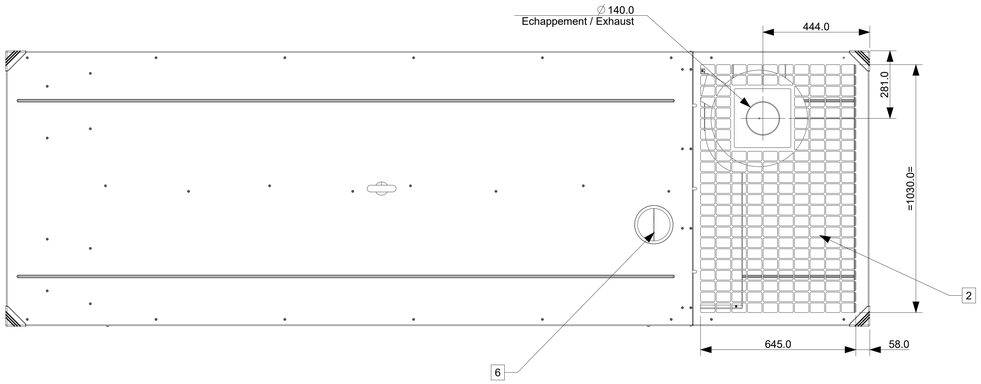



Plan de pose
Laying area

COUPE **A-A**

OPTION
GAINE DE REJET D'AIR 90°
(90° AIR DEFLECTOR)

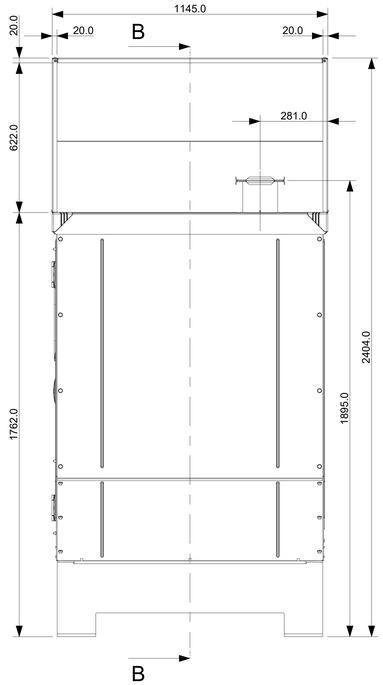

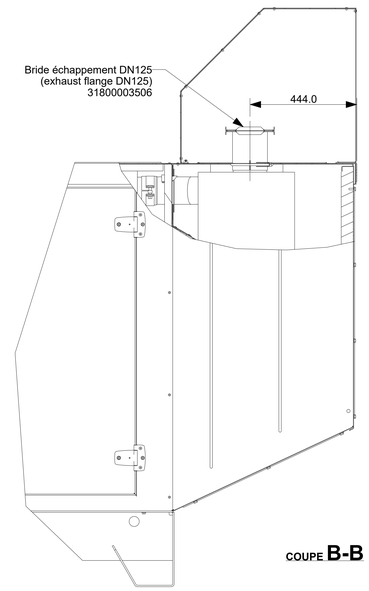

COUPE **B-B**

Rep	Description
12	Anneau de levage (lifting ring)
11	Arrêt d'urgence (emergency stop)
10	Remplissage automatique réservoir - Option alimentation et retour : 3/4'G femelle (automatic fuel fill tank - option) (inlet and outlet : 3/4'G female)
9	Sortie câble vers coffret puissance (wires outlet toward power control)
8	Trou pour vidange huile et eau (hole for oil and water draining)
7	Vidange réservoir 3/4'G (draining tank 3/4'G)
6	Remplissage liquide de refroidissement (coolant filling)
5	Panneau démontable (removable panel)
4	Porte accès carburant et maintenance (fuel and maintenance acces door)
3	Porte accès pupitre (control panel acces door)
2	Rejet d'air (air outlet)
1	Entrée d'air (air inlet)

ENGINE	ALTERNATOR	WEIGHT		CENTER of GRAVITY (Wet)		CENTER of GRAVITY (dry)	
		Tolerance : +/- 5%					
		Wet	*Dry*	*X*	*Y*	*X*	*Y*
6068HFS55	KH01221T	2 862 kg	2 515 kg	1.32 m	0.67 m	1.34 m	0.73 m
	KH01222T	2 870 kg	2 525 kg	1.32 m	0.67 m	1.34 m	0.73 m
6068HFG20-202	KH01221T	2 750 kg	2 405 kg	1.27 m	0.67 m	1.29 m	0.73 m
6068HFG20-183/153	KH01680T - KH01681T	2 575 kg	2230 kg	1.27 m	0.67 m	1.29 m	0.74 m
	KH01342T	2 450 kg	2 105 kg	1.23 m	0.67 m	1.24 m	0.74 m
	KH01191T	2415 kg	2070 kg	1.22 m	0.67 m	1.23 m	0.74 m
6068HFS86	KH01221T	2700 kg	2335 kg	1.30 m	0.70 m	1.33 m	0.76 m
6068HFS85	KH01191T	2405 kg	2035 kg	1.23 m	0.70 m	1.23 m	0.82 m
	KH01342T	2440 kg	2070 kg	1.23 m	0.70 m	1.25 m	0.82 m

Ce plan vous est remis à titre indicatif et peut être révisé sans préavis.
This drawing is for informational purposes only and may be changed without notice.

CET ASSEMBLAGE OU PIECE DOIT ETRE CONFORME A LA SPECIFICATION PEP-RML-001
THIS ASSEMBLY OR PART MUST COMPLY WITH SPECIFICATION PEP-RML-001

REV	DATE	ON COMPOSITE DWGS, SEE PART NO. FOR REVISION LEVEL	BY
-	13/05/20	CREATION DOCUMENT	SM
A	02/11/20	MISE A JOUR TABLEAU DES MASSES	SM
B	13/11/20	MISE A JOUR ALTERNATEUR	SM

DO NOT SCALE. REFERENCE THE MODEL FOR ALL UNSPECIFIED DIMENSIONS

UNLESS OTHERWISE SPECIFIED -
1) DIMENSIONS ARE IN MILLIMETERS
2) TOLERANCES ARE: NF ISO13920-cl.A-E

FIRST ANGLE PROJECTION

APPROVALS	DATE
DRAWN : S. MERDRIGNAC	13-Nov-20
CHECKED : ---	--.--.--
APPROVED : ---	--.--.--

KOHLER. SDMO.

SDMO Industries
270 rue de Kerervern – 29490 Guipavas
CS 40047 – 29801 Brest Cedex 9 – France

THIS DRAWING IS UNDER PROPERTY OF THE COMPANY:
IT CANNOT PRINTED, USED OR COMMUNICATED WITHOUT ITS AUTHORIZATION.

TITLE : GROUPE ELECTROGENE M139

CAD NO : 30001532501NGC | SCALE : 1:9 | SHEET : 1 of 1

DWG NO : 30001538901 | REV : B | SIZE : A0